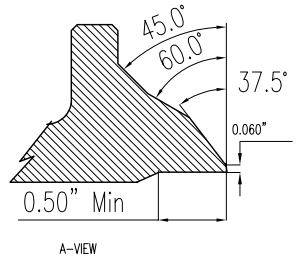
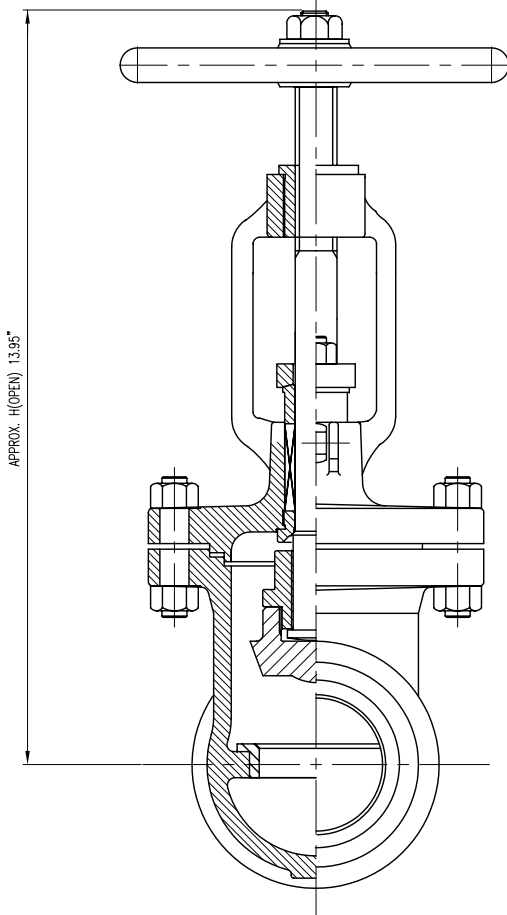
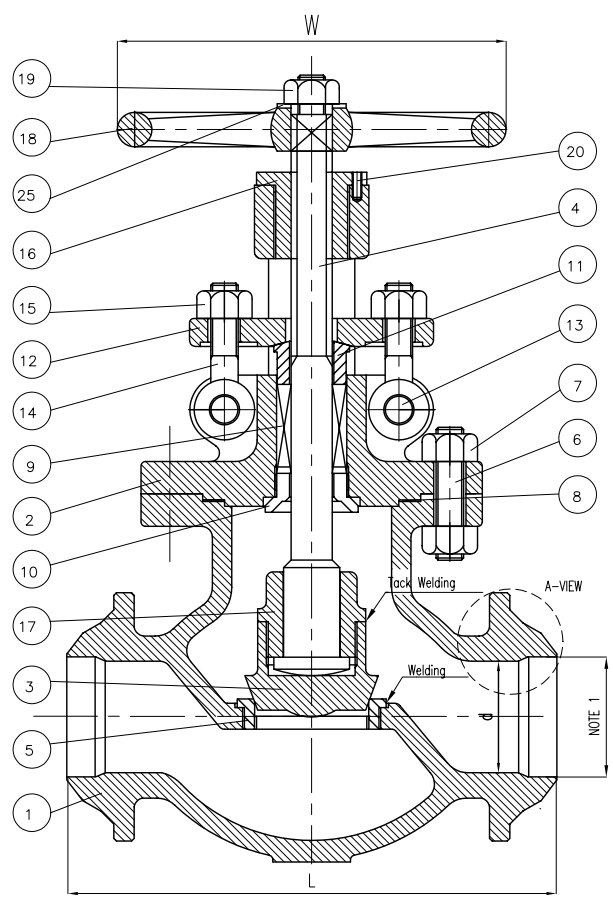


Wm. E. Williams No. 302W2 Class 300 BW Globe Valve ASTM A 216 WCB (API Trim 8)



UNIT: INCH

SIZE	d	L	H	W
2.0	2.00	10.50	14.75	7.12
2.5	2.50	11.50	15.35	7.87
3.0	3.00	12.50	18.87	8.81
4.0	4.00	14.00	22.00	10.25
6.0	6.00	17.50	26.41	13.97
8.0	8.00	22.00	30.94	15.75
10.00	10.00	24.50	35.90	17.71
12.00	12.00	28.00	42.95	17.71

* Other sizes available upon request.

MARKING SYSTEM	MSS-SP-25	INSPECTION & TEST: API 598		
BUTT WELDING	ANSI B16.25	SHELL	HYDRO	1125 PSIG
FACE TO FACE	ANSI B16.10	SEAT	AIR	80 PSIG
WALL THICKNESS	ANSI B16.34	BACK SEAT	HYDRO	815 PSIG
OVERALL	API 600, ANSI B16.34			

BILL OF MATERIALS				
NO.	PART NAME	MATERIALS	Q'TY	
1	BODY	A216Gr WCB	1	
2	BONNET	A216Gr WCB	1	
3	DISC	6" & BELOW	A217Gr CA15	1
		8" & OVER	A216Gr WCB W/13Cr FACED	
4	STEM	A479Gr 410	1	
5	SEAT RING	A105 H/F C0-Cr A	1	
6	BONNET BOLT	A193Gr B7	1SET	
7	BONNET NUT	A194Gr 2H	1SET	
8	GASKET	P#1400G	1	
9	PACKING	P#6610+P#6528	1SET	
10	BACK SEAT	A479Gr 410	1	
11	GLAND RING	A479Gr 410	1	
12	GLAND FLANGE	A105 or WCB	1	
13	HINGE PIN	A105 or 410	2	
14	GLAND BOLT	A307Gr B	2	
15	GLAND NUT	A307Gr B	2	
16	BONNET BUSH	A439Gr D2C	1	
17	DISC NUT	A217Gr CA15	1	
18	HAND WHEEL	A197	1	
19	HANDLE NUT	A307Gr B	1	
24	SET SCREW	STEEL	1	
25	WASHER	STEEL	1	

NOTE:

- SPECIFY THE PIPE SCHEDULE No. REQUIRED.
- OTHER TRIMS AVAILABLE.

ISSUED FOR PROPOSAL					
NO.	DATE	DESCRIPTION	PRP'D	REV'D	APP'D
TITLE					
CAST STEEL GLOBE VALVE CLASS 300 B,B BUTTWELD END					
SCALE	FIG#	DRAWING NO.		REV. 0	
NONE	302W2	60GL060143			