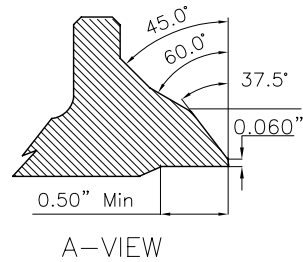
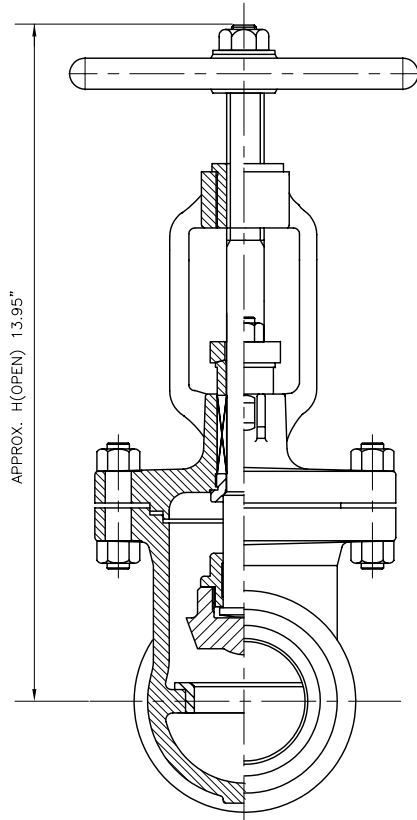
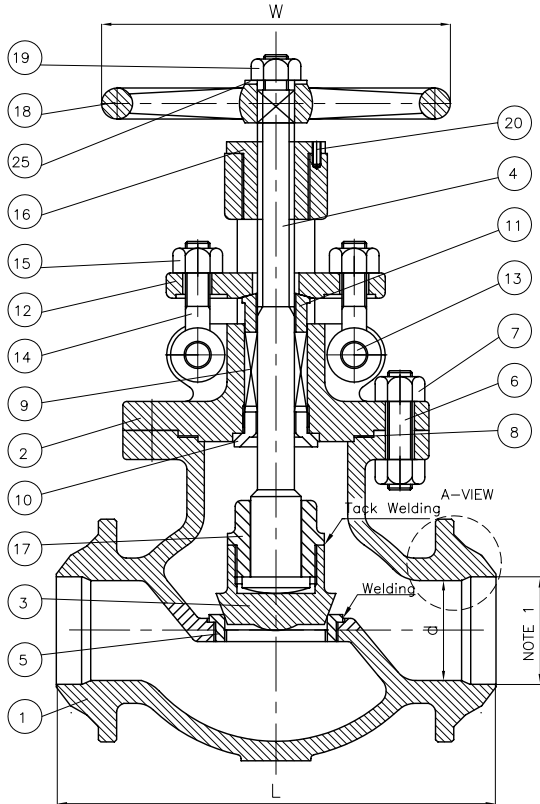


Wm. E. Williams No. 152W2 Class 150 BW Globe Valve ASTM A 216 WCB (API Trim 8)



UNIT: INCH

SIZE	d	L	H	W
2.00	2.00	8.00	12.44	7.00
2.50	2.50	8.50	13.00	7.87
3.00	3.00	9.50	14.40	8.82
4.00	4.00	11.50	16.30	9.87
5.00	5.00	14.00	18.50	9.87
6.00	6.00	16.00	19.75	12.37
8.00	8.00	19.50	23.25	13.97
10.00	10.00	24.50	30.50	15.75
12.00	12.00	27.50	32.50	17.75
14.00	13.25	31.00	53.00	24.80
16.00	15.25	36.00	60.98	28.00

* Other sizes available upon request.

BILL OF MATERIALS			
NO.	PART NAME	MATERIALS	Q'TY
1	BODY	A216Gr WCB	1
2	BONNET	A216Gr WCB	1
3	DISC	6" & BELOW 8" & OVER A217Gr CA15	1
4	STEM	A216Gr WCB W/13Cr	FACED
5	SEAT RING	A479Gr 410	1
6	BONNET BOLT	A193Gr B7	1SET
7	BONNET NUT	A194Gr 2H	1SET
8	GASKET	P#1400G	1
9	PACKING	P#6610+P#6528	1SET
10	BACK SEAT	A479Gr 410	1
11	GLAND RING	A479Gr 410	1
12	GLAND FLANGE	A105 or WCB	1
13	HINGE PIN	A105 or 410	2
14	GLAND BOLT	A307Gr B	2
15	GLAND NUT	A307Gr B	2
16	BONNET BUSH	A439Gr D2C	1
17	DISC NUT	A217Gr CA15	1
18	HAND WHEEL	A197	1
19	HANDLE NUT	A307Gr B	1
24	SET SCREW	STEEL	1
25	WASHER	STEEL	1

- NOTE:
 1. SPECIFY THE PIPE SCHEDULE No. REQUIRED.
 2. OTHER TRIMS AVAILABLE.

△					
△					
△		ISSUED FOR PROPOSAL			
NO.	DATE	DESCRIPTION	PRP'D	REV'D	APP'D



MARKING SYSTEM	MSS-SP-25	INSPECTION & TEST: API 598		
BUTTWELDING END	ANSI B16.25	SHELL	HYDRO	450PSI
FACE TO FACE	ANSI B16.10	SEAT	AIR	80PSI
WALL THICKNESS	API 600	BACK SEAT	HYDRO	315PSI
DESIGNED	API 600, ANSI B16.34			

TITLE CAST STEEL GLOBE VALVE				
CLASS 150 B,B BUTTWELD END				
SCALE	Fig #	DRAWING NO.	REV.	
NONE	152W2	60GL060139	00	