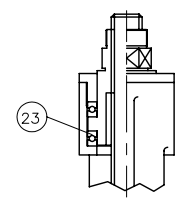
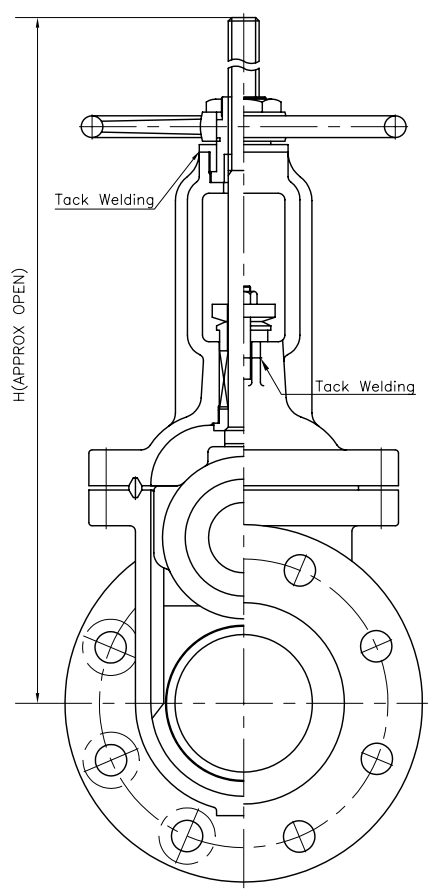
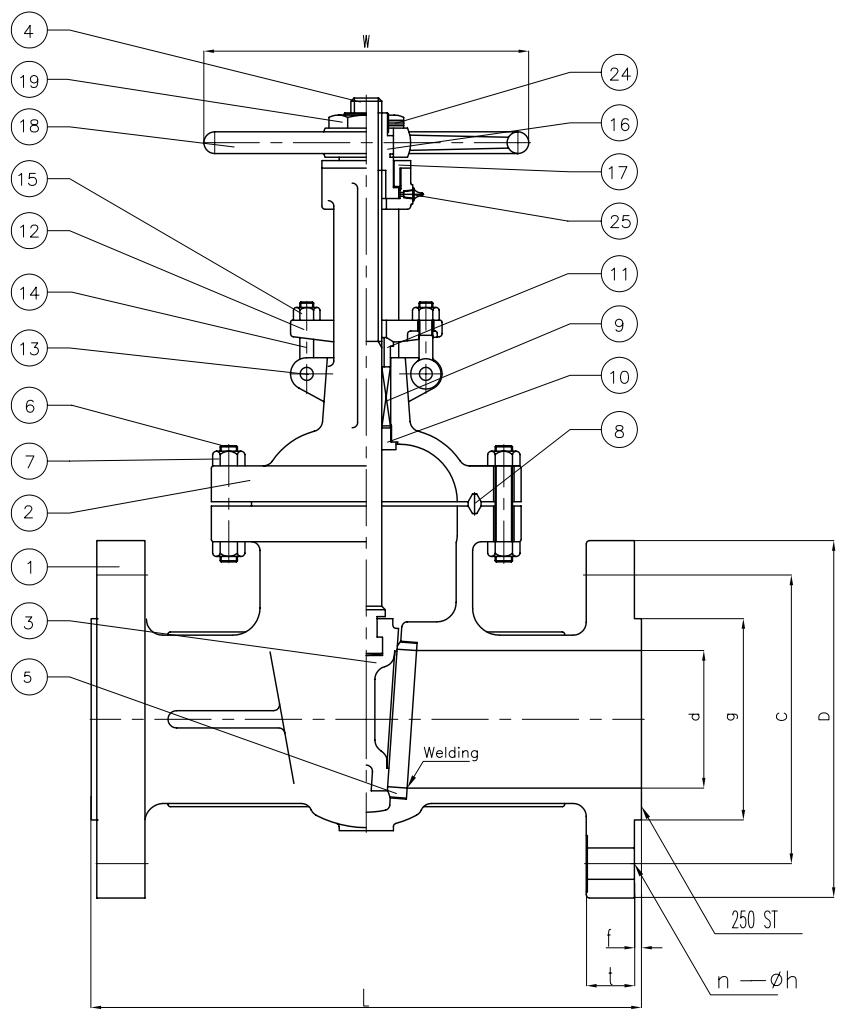
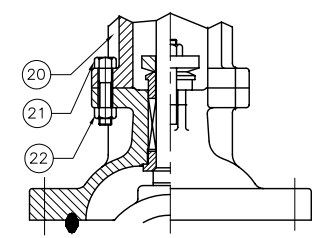


# Wm. E. Williams No. 90F2 Class 900 OS&Y Gate Valve ASTM A 216 WCB (API Trim 8)



THRUST BALL BEARINGS  
6" AND ABOVE



TWO PIECE BONNET  
10" AND ABOVE

BILL OF MATERIALS			
NO.	PART NAME	MATERIALS	Q'TY
1	BODY	A216Gr WCB	1
2	BONNET	A216Gr WCB	1
3	DISC	6" & BELOW A217Gr CA15 8" & OVER A216Gr WCB With 13Cr Welding	1
4	STEM	A479Gr 410	1
5	SEAT RING	A105 With STELLITE Welding	2
6	BONNET BOLT	A193Gr B7	1SET
7	BONNET NUT	A194Gr 2H	1SET
8	GASKET	P#1500	1
9	PACKING	P#6610+P#6528	1SET
10	BACK SEAT	A479Gr 410	1
11	GLAND RING	A479Gr 410	1
12	GLAND FLANGE	A105 or WCB	1
13	HINGE PIN	A105 or 410	2
14	GLAND BOLT	A307Gr B	2
15	GLAND NUT	A307Gr B	2
16	YOKE SLEEVE	A439Gr D2C	1
17	SLEEVE NUT	A479Gr 410 or WCB	1
18	HAND WHEEL	A197	1
19	HANDLE NUT	A479Gr 410 or WCB	1
20	YOKE	A216 Gr WCB	1
21	YOKE BOLT	A307Gr B	4
22	YOKE BOLT NUT	A307 Gr B	4
23	BEARING	STEEL	2
24	SET SCREW	STEEL	1
25	GREASE NIPPLE	STEEL	1

UNIT: INCH

SIZE	d	L	D	C	g	t	f	n-h	H	W
2.00	1.88	14.50	8.50	6.50	3.62	1.50	0.250	8-1.00	26.00	10.25
3.00	2.88	15.00	9.50	7.50	5.00	1.50	0.250	8-1.00	31.50	11.82
4.00	3.88	18.00	11.50	9.25	6.18	1.75	0.250	8-1.25	35.50	14.00
6.00	5.75	24.00	15.50	12.50	8.50	2.19	0.250	12-1.25	44.75	22.00
8.00	7.50	29.00	18.50	15.50	10.63	2.50	0.250	12-1.50	56.62	23.62
10.00	9.38	33.00	21.50	18.50	12.75	2.75	0.250	16-1.50	61.25	25.62
12.00	11.12	38.00	24.00	21.00	15.00	3.12	0.250	20-1.50	67.50	25.62
14.00	12.25	40.50	25.25	22.00	16.25	3.38	0.250	20-1.62	75.00	25.62
16.00	14.00	44.50	27.75	24.25	18.50	3.50	0.250	20-1.73	79.92	25.62
18.00	15.75	48.00	31.00	27.00	21.00	4.00	0.250	20-2.00	87.20	27.56
20.00	17.50	52.00	33.00	29.50	23.00	4.25	0.250	20-2.12	108.85	27.95
24.00	21.00	61.00	41.00	35.50	27.25	5.50	0.250	20-2.62	122.63	27.95

MARKING SYSTEM	MSS-SP-25	INSPECTION & TEST:	API 598
DIM. OF FLANGE	ANSI B16.5	SHELL	HYDRO 3350PSI
FACE TO FACE	ANSI B16.10	SEAT	AIR 80PSI
WALL THICKNESS	API 600	BACK SEAT	HYDRO 2450PSI
DESIGNED	API 600, ANSI B16.34		

△					
△	Rechecked Dim				
△	ISSUED FOR PROPOSAL				
NO.	DATE	DESCRIPTION	PRP'D	REV'D	APP'D
				<b>WILLIAMS</b> VALVE CORPORATION	
TITLE		CAST STEEL GATE VALVE CLASS 900 R.F. B.B. OS&Y.			
SCALE	Fig #	DRAWING NO.		REV.	
NONE	90F2	60GA060093		01	